



Ahsn Alhadith


Hajj for kids

(Activity booklet)

prepared by : Hadeer elsayed

Designed by mareim elemam

Translated by : Sana Mustafa Alaoum



All thanks and appreciation to you, we are delighted by your visit to our platform and downloading the file

**The file is prepared by: Hadeer elsayed
Designed by: mareim elemam**

All rights reserved to Ahsnalhadith for Teaching the Holy Quran and the Arabic language platform

This file is for personal use or educational institutions, you can copy and download it for free, but it is forbidden to sell it by any means

It is not allowed to share it except through our Ahsnalhadith page and platform, or by mentioning the page link when reposting or uploading these files

We are also pleased with your suggestions and comments by contacting us here

ahsnalhdith@gmail.com


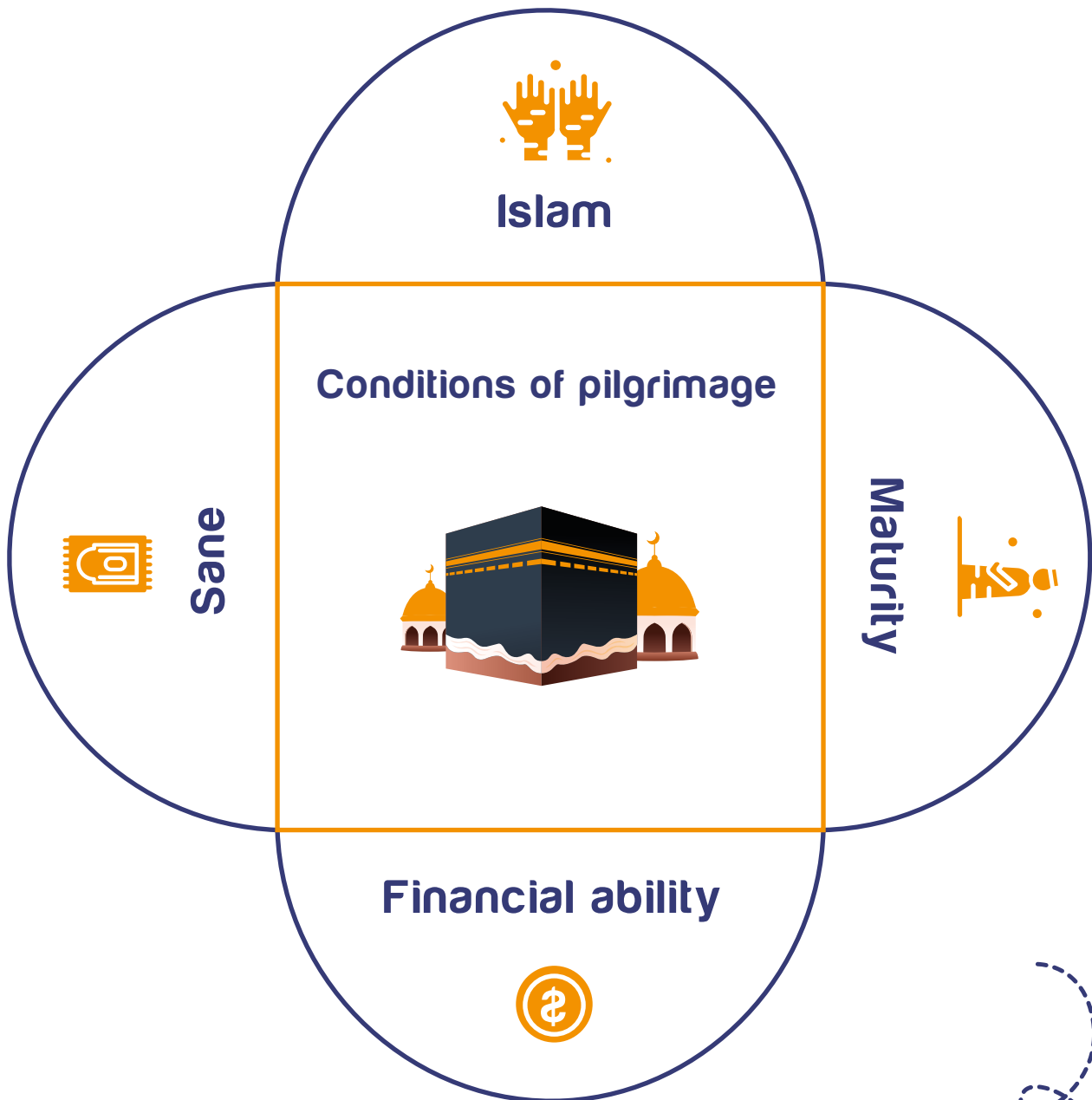
Facebook <http://fb.me/Ahsnalhadith>

Telegram Ahsnalhadith books

WhatsApp number 00201024476007

Exercise 1:


Cut out this card, and decorat it with these stickers



Exercise2:


Cut out the photo bar, put it inside the phone, and determine Al-Hajj months by coloring it green. Color the other months with your favorite color

Muharram
Safar
Rabi al-Awwal
Rabi al-Thani
Jumada al-Awwal
Jumada al-Akhira
Rajab
Shaban
Ramadan
Shawwal
Dhu al-Qadah
Dhu al-Hijjah



Exercise3:

Cut and paste the pillars of Hajj and its photos inside this shape



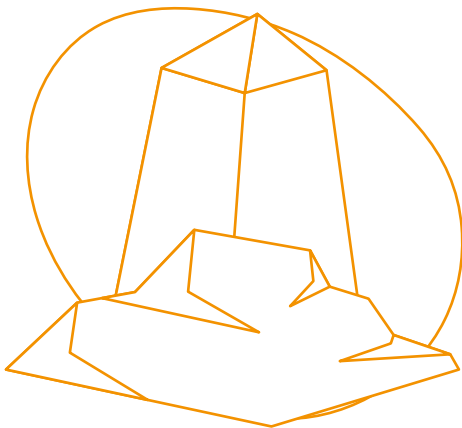
Exercise3:

Cut and paste the pillars of Hajj and its photos inside this shape



**Waqfat
Arafah**

paste




Exercise3:

Cut and paste the pillars of Hajj and its photos inside this shape



**Tawaf
al-Ifadah**

paste



Exercise3:

Cut and paste the pillars of Hajj and its photos inside this shape




**Sa'i between
Safa and Marwah**

paste



Exercise4:

Which of these are men's Ihram clothes?



look for some of the Ihram Sunan between these scattered letters Bathing-perfuming-talbiyah

s	b	a	t	h	i	n	g	k
m	j	o	a	p	e	r	h	y
k	l	g	l	v	e	h	q	a
b	p	i	b	u	m	c	t	r
n	y	f	y	e	a	d	w	n
h	o	m	h	v	s	b	m	r
p	e	r	f	u	m	i	n	g



Exercise5:



The idea of the game

This game is divided into three papers, one is for questions, the second is for the pillars of Hajj and the third is for posters (the answers and their photos)

The way of playing

The Mom is going to cut the cards and flip them to hide the questions

The child will choose a card and every time he has the right answer, he is going to cut it out with its photo from the answers poster and put it in the pillars of the Hajj poster

The question cards

Answer these questions to help your friend Omar perform the pillars of Hajj

It is the intention to enter the Nusuk and its Sunan: At-Talbiyah, wearing Ihram clothes, perfuming, and bathing?



Begin as soon as you arrive to Makkah and one of its names is Tawaf at-Tahiyah (the arrival Tawaf)?



It is one of the Hajj pillars performed by Hajar when looking for water after feeling thirsty with her son Isma'il?





The pilgrim throws it with seven stones, saying Takbir every time when throwing the stone and its name is al-Jamrah al-Kubra?



Chosen from camel, cow, sheep or goat, happen at an-Nahr day, the tenth of Dhe-al-Hijjah?



It is one of the requirements of al-Hajj, and it comes after the animal sacrifice?



One of the pillars which Hajj can't be accepted without, called Tawaf al-Ziyarah, the pilgrim comes from Mina to Makkah to do it then comes back to Mina?



Allah named it al-Mash'ar al-Haram, the pilgrim combines between al-Maghreb and al-Ishaa prayer?



It is a requirement, the pilgrim do it after finishing the Nusuk and before going out and farewell Makkah?



The pilgrim stays overnight during the night of Arafah?



Standing at it is one of the Hajj pillars, the Hajj is not accepted without it, and it is the ninth day of Dhe al-Hijjah?



In at-Tashreeq days, the pilgrim throws stones at the Jamarat: the small Jamrah, the medium Jamrah and the big Jamrah, and in every time he should throw seven stones?


Answer stickers



Al-Ihram



Tawaf
Al-Qudum



Sa'i between
Safa and Marwah



Staying overnight
in Mina



Standing in Arafat




Staying overnight
in Muzdalifah




Throwing Jamarat
al-Aqabah



Sacrifice an animal



Cutting or
shaving hair



Tawaf al-Ifadah



Throwing at
the Jamarat



Tawaf al-Wada



paste

paste

paste

paste

paste

paste

paste

paste

paste

paste

paste

The poster of the pillars of Hajj

the beginnig